


90 Series Vertically Mounted Stainless Steel Liquid Level Sensor



Features Include:

- Vertically mounted 316L Stainless Steel miniature liquid level sensor.
- Coupled with a choice of switching options this design is ideal for food, automotive, petroleum, chemical and laboratory applications.
- Normally open circuit with no liquid. This can be reversed by removing the split pin and rotating the float.
- Available with form A (SPST) or form C (SPDT) contacts.
- A 1 meter cable is provided as standard. For custom cable lengths, please contact the sales office.

Technical Data

Sensor Code	Reference Float Specific Gravity	Maximum Pressure	Operating temperatures
DE90-50A01	0.71	10 Bar	-25°C to +80°C

90 Series Vertically Mounted Stainless Steel Liquid Level Sensor

DE90-50A02	0.71	10 Bar	-25°C to +80°C
DE90-50A03	0.71	10 Bar	-25°C to +80°C
DE90-50A04	0.66	10 Bar	-25°C to +80°C
DE90-10C01	0.71	10 Bar	-25°C to +120°C
DE90-10C02	0.71	10 Bar	-25°C to +120°C
DE90-10C03	0.71	10 Bar	-25°C to +120°C
DE90-10C04	0.66	10 Bar	-25°C to +120°C
Non Standard Options	0.49	45 Bar	-25°C to +190°C

Switch Contact Ratings

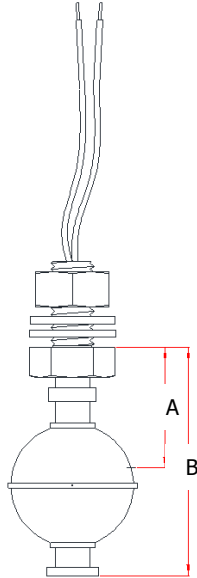
Form A switches are rated at 240v AC/ DC, 50 Watts, 1.0 Amp resistive load only. All Form A variations have 16/0.2 PVC insulated wires.

Form C switches are rated at 50v AC/ DC, 10 Watts, 0.25 Amp resistive load only. All Form C variations have 24AWG, 7/0.2 PTFE insulated wires.

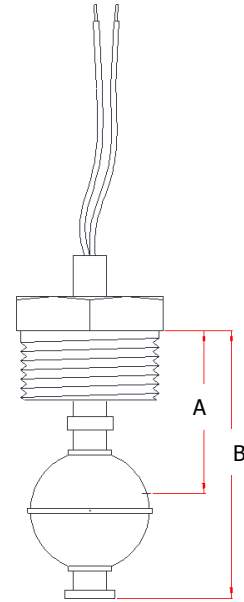
Fixing

	Length A	Length B	Float Type
M10	28mm	54mm	1" Ball Float
M16	32mm	58mm	1" Ball Float
1" BSP Parallel	41mm	67mm	1" Ball Float
1" NPT	39mm	65mm	1" Cylinder Float

90 Series Vertically Mounted Stainless Steel Liquid Level Sensor

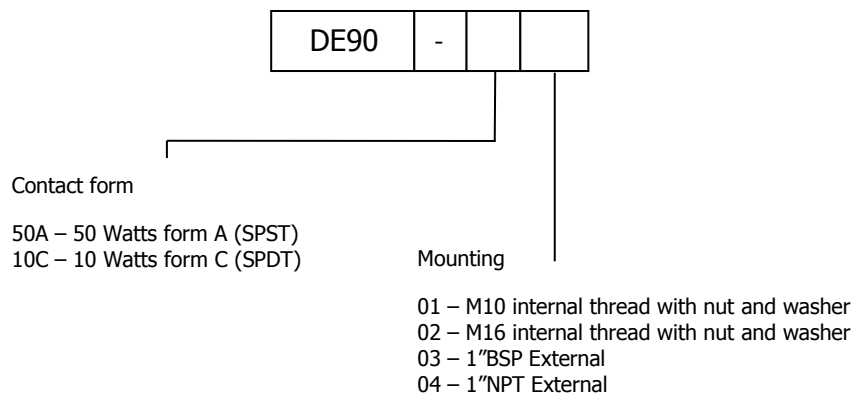


M10 and M16 Internally Mounted Versions



1"BSPP and 1"NPT Externally Mounted Versions

Ordering Code



Example: DE90-50A describes a sensor with an M10 thread, Form A switch rated at 50 watts.

Custom stem lengths and switching points are available. Please contact the sales office for more information.

90 Series Vertically Mounted Stainless Steel Liquid Level Sensor

All electrical equipment should be installed by a qualified/certified electrician. Reed Switches are easily damaged by inductive loads. Please ensure adequate electrical protection is in place before use.

* The Deeter Group follows a policy of continual development of its products and reserves the right to change specifications and/or features without notice.